

| | | | |
|--|-------------------------------|---|--|
| Name of the Company : | KRIDHAN INFRA LTD | | |
| Script Code,Name of the scrip, class of security : | | | |
| Quarter ended : | 30/06/2015 | | |
| Partly paid-up shares :- | No. of partly paid-up shares | As a % of total no. of partly paid-up shares | As a % of total no. of shares of the company |
| Held by promoter/ promoter group | 0 | 0.00 | 0.00 |
| Held by public | 0 | 0.00 | 0.00 |
| Total (D) | 0 | 0.00 | 0.00 |
| Outstanding convertible securities | No. of outstanding securities | As a % of total no. of outstanding convertible securities | As a % of total no. of shares of the company, assuming full conversion of the convertible securities |
| Held by promoter/ promoter group | 0 | 0.00 | 0.00 |
| Held by public | 0 | 0.00 | 0.00 |
| Total (E) | 0 | 0.00 | 0.00 |
| Warrants | No. of Warrants | As a % of total no. of Warrants | As a % of total no. of shares of the company, assuming full conversion of warrants |
| Held by promoter/ promoter group | 0 | 0.00 | |
| Held by public | 1750000 | 100% | |
| Total (F) | 75091765 | | |
| Total paid-up capital of the company, assuming full conversion of warrants convertible securities Total (A+B+C)+ D+E+F) | | | |

| | |
|--|-----------------|
| As on date paidup capital | 73341765 |
| Outstanding Warrants | 1750000 |
| Total Paidup Capital After Full conversion of warrants | <u>75091765</u> |

Note :


In view of sub-division of the face value of the equity shares of Rs.10/- each to Rs.2/- per share , the entitlement of Warrant Holders has been augmented as per the terms & conditions of the issue of warrants. Accordingly 27,00,000 warrants have been augmented to 1,35,00,00,000 warrants in view of the sub-division of the Equity shares . Out of the said warrants the promoters have exercised their right of conversion of 1,00,00,000 warrants and Non Promoters have exercised their right of conversion of 17,50,000 warrants. Accordingly the Board of Directors have issued 1,00,00,0000 equity shares of Rs.2/- each to the promoters of the Company and 17,50,000 to Non - Promoters & balance 17,50,000 are outstanding & pending for conversion.




Statement Showing Shareholding Pattern

Table (I)(a)


| Category Code | Category of Shareholder | Number of Shareholders | Total Number Of Shares | Number of Shares held in Dematerialised form | Total Shareholding as a percentage of total number of shares | | Shares Pledged or otherwise encumbered | |
|---|-----------------------------------|------------------------|------------------------|--|--|----------------------------|--|------------------------------|
| | | | | | As a Percentage of (A+B) | As a Percentage of (A+B+C) | No. Of Shares | As a Percentage |
| (I) | (II) | (III) | (IV) | (V) | (VI) | (VII) | (VIII) | (IX)= (VIII)/(IV) *100 |
| (IX)= (VIII)/(IV) *100 | | | | | | | | |
| (A) Shareholding of Promoter and Promoter Group2 | | | | | | | | |
| 1. INDIAN | | | | | | | | |
| (a) | INDIVIDUAL / HUF | 2 | 29375000 | 26375000 | 40.0522 | 40.0522 | 0 | 0.00 |
| (b) | CENTRAL / STATE GOVERNMENT(S) | | | | | | | |
| (c) | BODIES CORPORATE | 0 | 0 | 0 | 0.0000 | 0.0000 | 0 | 0.00 |
| (d) | FINANCIAL INSTITUTIONS / BANKS | 0 | 0 | 0 | 0.0000 | 0.0000 | 0 | 0.00 |
| (e) | ANY OTHERS (Specify) | 0 | 0 | 0 | 0 | 0 | 0 | 0 |
| (i) | DIRECTORS RELATIVES | 0 | 0 | 0 | 0.0000 | 0.0000 | 0 | 0.00 |
| (ii) | GROUP COMPANIES | 2 | 18381000 | 11381000 | 25.0621 | 25.0621 | 3250000 | 17.68 |
| (iii) | TRUSTS | 0 | 0 | 0 | 0.0000 | 0.0000 | 0 | 0.00 |
| SUB TOTAL (A)(1) : | | 4 | 47756000 | 37756000 | 65.1143 | 65.1143 | 3250000 | 6.81 |
| 2. FOREIGN | | | | | | | | |
| (a) | INDIVIDUAL | 0 | 0 | 0 | 0.0000 | 0.0000 | 0 | 0.00 |
| (b) | BODIES CORPORATE | 0 | 0 | 0 | 0.0000 | 0.0000 | 0 | 0.00 |
| (c) | INSTITUTIONS | 0 | 0 | 0 | 0.0000 | 0.0000 | 0 | 0.00 |
| (d) | QUALIFIED FOREIGN INVESTOR | 0 | 0 | 0 | 0.0000 | 0.0000 | 0 | 0.00 |
| (e) | ANY OTHERS (Specify) | 0 | 0 | 0 | 0.0000 | 0.0000 | 0 | 0.00 |
| SUB TOTAL (A)(2) : | | 0 | 0 | 0 | 0.0000 | 0.0000 | 0 | 0.00 |
| Total holding for Promoters and Promoter group | (A)=(A)(1) + (A)(2) | 4 | 47756000 | 37756000 | 65.1143 | 65.1143 | 3250000 | 6.81 |
| (B) Public shareholding | | | | | | | | |
| 1. INSTITUTIONS | | | | | | | | |
| (a) | MUTUAL FUNDS / UTI | 0 | 0 | 0 | 0.0000 | 0.0000 | 0 | 0.00 |
| (b) | FINANCIAL INSTITUTIONS / BANKS | 0 | 0 | 0 | 0.0000 | 0.0000 | 0 | 0.00 |
| (c) | CENTRAL / STATE GOVERNMENT(S) | 0 | 0 | 0 | 0.0000 | 0.0000 | 0 | 0.00 |
| (d) | VENTURE CAPITAL FUNDS | 0 | 0 | 0 | 0.0000 | 0.0000 | 0 | 0.00 |
| (e) | INSURANCE COMPANIES | 0 | 0 | 0 | 0.0000 | 0.0000 | 0 | 0.00 |
| (f) | FII'S | 3 | 649090 | 649090 | 0.8850 | 0.8850 | 0 | 0.00 |
| (g) | FOREIGN VENTURE CAPITAL INVESTORS | 0 | 0 | 0 | 0.0000 | 0.0000 | 0 | 0.00 |
| (h) | QUALIFIED FOREIGN INVESTOR | 0 | 0 | 0 | 0.0000 | 0.0000 | 0 | 0.00 |




| | | | | | | | | |
|--|--|------|----------|----------|----------|----------|---------|------|
| (i) | ANY OTHERS (Specify) | 0 | 0 | 0 | 0.0000 | 0.0000 | 0 | 0.00 |
| SUB TOTAL (B)(1) : | | 3 | 649090 | 649090 | 0.8850 | 0.8850 | 0 | 0.00 |
| B 2. Non-institutions | | | | | | | | |
| (a) | BODIES CORPORATE | 95 | 12661839 | 9886839 | 17.2642 | 17.2642 | 0 | 0.00 |
| (b) | INDIVIDUAL | | | | | | | |
| (i) | (CAPITAL UPTO TO Rs. 1 Lakh) | 1398 | 1855210 | 1785185 | 2.5295 | 2.5295 | 0 | 0.00 |
| (ii) | (CAPITAL GREATER THAN Rs. 1 Lakh) | 40 | 7520304 | 5770304 | 10.2538 | 10.2538 | 0 | 0.00 |
| (c) | QUALIFIED FOREIGN INVESTOR | 0 | 0 | 0 | 0.0000 | 0.0000 | 0 | 0.00 |
| (d) | ANY OTHERS (Specify) | | | | | | | |
| (i) | TRUSTS | 0 | 0 | 0 | 0.0000 | 0.0000 | 0 | 0.00 |
| (ii) | CLEARING MEMBER | 50 | 504515 | 504515 | 0.6879 | 0.6879 | 0 | 0.00 |
| (iii) | DIRECTORS RELATIVES | 0 | 0 | 0 | 0.0000 | 0.0000 | 0 | 0.00 |
| (iv) | EMPLOYEE | 0 | 0 | 0 | 0.0000 | 0.0000 | 0 | 0.00 |
| (v) | NON RESIDENT INDIANS (NRI) | 25 | 2393707 | 2393707 | 3.2638 | 3.2638 | 0 | 0.00 |
| (vi) | OVERSEAS BODIES CORPORATES | 1 | 1100 | 1100 | 0.0015 | 0.0015 | 0 | 0.00 |
| (vii) | UNCLAIMED SUSPENSE ACCOUNT | 0 | 0 | 0 | 0.0000 | 0.0000 | 0 | 0.00 |
| SUB TOTAL (B)(2) : | | 1609 | 24936675 | 20341650 | 34.0006 | 34.0006 | 0 | 0.00 |
| Total Public Shareholding | (B)=(B)(1) + (B)(2) | 1612 | 25585765 | 20990740 | 34.8857 | 34.8857 | 0 | 0.00 |
| Total (A) + (B) : | | 1616 | 73341765 | 58746740 | 100.0000 | 100.0000 | 3250000 | 4.43 |
| (C) Shares held by Custodians and against which Depository Receipts have been issued | | | | | | | | |
| (a) | SHARES HELD BY CUSTODIANS | | | | | | | |
| (i) | Promoter and Promoter Group | 0 | 0 | 0 | 0.0000 | 0.0000 | 0 | 0.00 |
| (ii) | Public | 0 | 0 | 0 | 0.0000 | 0.0000 | 0 | 0.00 |
| SUB TOTAL (C)(1) : | | | | | | | | |
| Grand Total (A) + (B) + (C) | | 1616 | 73341765 | 58746740 | 100.0000 | 100.0000 | 3250000 | 4.43 |
| NOTES : | 1) NAME, NUMBER OF SHARES HELD & PERCENTAGE OF ENTITIES / PERSONS HOLDING MORE THAN 1% OF THE TOTAL SHARES OF THE COMPANY IS AS PER ANNEXURE | | | | | | | |




| (l)(b) Statement showing holding of securities (including shares, warrants, convertible securities) of persons belonging to the category "PROMOTERS AND PROMOTER GROUP " | | | | | | | | | | | |
|--|---|------------------------|-----------------------------------|-----------------------|------------------|--|-------------------------|---|---------------------------------------|---|--|
| Sr.No | Name of the Shareholder | Details of shares held | | Encumbered shares (*) | | | Details of warrants | | Details of convertible securities | | Total shares (including underlying shares assuming full conversion of warrants and convertible securities) as a % of diluted share capital |
| | | Number of shares held | As a % of grand total (A)+(B)+(C) | No. | As a percentage | As a % of grand total (A)+(B)+(C) of sub-clause (l)(a) | Number of warrants held | As a % total number of warrants of the same class | Number of convertible securities held | As a % total number of convertible securities of the same class | |
| (I) | (II) | (III) | (IV) | (V) | (VI)=(V)/(I)*100 | (VII) | (VIII) | (IX) | (X) | (XI) | (XII) |
| 1 | ANIL DHANPATLAL AGARWAL | 29325000 | 39.98 | 0 | 0.00 | 0.00 | 0.00 | 0.00 | 0.00 | 0.00 | 0.00 |
| 2 | KRIDHAN INFRASTRUCTURES PRIVATE LIMITED | 9881000 | 13.47 | 3250000 | 32.89 | 4.43 | 0.00 | 0.00 | 0.00 | 0.00 | 0.00 |
| 3 | KRIDHAN PETROCHEMICALS | 7000000 | 9.54 | 0 | 0.00 | 0.00 | 0.00 | 0.00 | 0.00 | 0.00 | 0.00 |
| 4 | KRIDHAN INFRASTRUCTURES PVT LTD | 1500000 | 2.05 | 0 | 0.00 | 0.00 | 0.00 | 0.00 | 0.00 | 0.00 | 0.00 |
| 5 | KRISHNADEVI DHANPATLAL AGRAWAL | 50000 | 0.07 | 0 | 0.00 | 0.00 | 0.00 | 0.00 | 0.00 | 0.00 | 0.00 |
| TOTAL : | | 47756000 | 65.11 | 3250000 | 6.81 | 4.4313 | 0.00 | 0.00 | 0.00 | 0.00 | 0.00 |



| (l)(c)(i) Statement showing holding of securities (including shares, warrants, convertible securities) of persons belonging to the category "Public" and holding more than 1% of the total number of shares. | | | | | | | | |
|--|--|-----------------------|--|-------------------------|---|---------------------------------------|---|--|
| SR.NO | Name of the shareholder | Number of shares held | Shares as a percentage of total number of shares(i.e., Grand Total(A)+(B)+(C) indicated in Statement at para (l)(a) above) | Details of warrants | | Details of convertible | | Total shares (including underlying shares assuming full conversion of warrants and convertible securities) as a % of diluted share capital |
| | | | | Number of warrants held | As a % total number of warrants of the same class | Number of convertible securities held | % w.r.t. total number of convertible securities of the same class | |
| 1 | MUSTRAY IMPEX AND SERVICES PRIVATE LIMITED | 3003550 | 4.0953 | 0 | 0 | 0 | 0 | 0.00 |
| 2 | ASHISH INDUSTRIAL & COMMERCIAL ENTERPRIS | 2775000 | 3.7837 | 0 | 0 | 0 | 0 | 0.00 |
| 3 | PAYONE ENTERPRISES PRIVATE LIMITED | 1800000 | 2.4543 | 0 | 0 | 0 | 0 | 0.00 |
| 4 | HRISHITA INVESTMENTS ADVISORY PVT LTD | 1840380 | 2.5093 | 0 | 0 | 0 | 0 | 0.00 |
| 5 | VINOD MOHAN NAIR | 939016 | 1.2803 | 0 | 0 | 0 | 0 | 0.00 |
| 6 | JAISHRI CHANDEL | 869960 | 1.1862 | 0 | 0 | 0 | 0 | 0.00 |
| 7 | SUNITA GUPTA | 773900 | 1.0552 | 0 | 0 | 0 | 0 | 0.00 |
| | TOTAL : | 12001806 | 16.3643 | 0 | 0 | 0 | 0 | 0.00 |
| | | | | | | | | |
| | | | | | | | | |




| (l)(c)(ii) | Statement showing holding of securities (including shares, warrants, convertible securities) of persons (together with PAC) belonging to the category "Public" and holding more than 5% of the total number of shares of the company | | | AS ON : | 30/06/2015 | | | | |
|------------|--|------------------|--|-------------------------|---|----------------------------------|---|--|--|
| SR.NO | Name of the shareholder | Number of shares | Shares as a percentage of total number of shares (i.e., Grand Total (A)+(B)+(C) indicated in Statement at para (l)(a) above) | Details of warrants | Details of convertible securities | | | Total shares (including underlying shares assuming full conversion of warrants and convertible securities) as a % of diluted share capital | |
| | | | | Number of warrants held | As a % total number of warrants of the same class | Number of convertible securities | % w.r.t. total number of convertible securities of the same class | | |
| | | | | | | | | | |
| | | | | | | | | | |
| | | | | | | | | | |
| | | | | | | | | | |
| TOTAL : | | | | | | | | | |



| Statement Showing " LOCKED - IN - SHARES " | | | | AS ON : | 30/06/2015 |
|--|---|--------------|----------|---------|------------|
| SR NO | NAME | Category | Shares | Per | |
| 1 | Anil Agrawal | Promoter | 3000000 | 4.0904 | |
| 2 | Kridhan Petrochemicals Private Limited | Promoter | 7000000 | 9.5443 | |
| 3 | Hrishita Investments Advisory Private Limited | Non Promoter | 1500000 | 2.0452 | |
| 4 | Hrishita Investments Advisory Private Limited | Non Promoter | 340380 | 0.4641 | |
| 5 | Manish K. Ajmera | Non Promoter | 250000 | 0.3407 | |
| | | | | | |
| | | TOTAL: | 12090380 | 16.4847 | |

Note The Board of Directors approved the conversion of warrants of 32,25,000 of Kridhan Petrochemicals Pvt Ltd on 07.03.2015 and 30,00,000 to Anil Agrawal on 27.03.2015. Further, the Board of Directors approved the conversion of warrants of 3775000 of Kridhan Petrochemicals Pvt Ltd and 1500000 of Hrishita Investments Advisory Private Limited on 09.04.2015. Further, the Board of Directors approved the conversion of warrants of 250000 of Mr. Manish K. Ajmera on 29.05.2015. The company has made a listing application for listing of these shares. Listing and trading permission is yet to be received from BSE Limited. Though physical lock in on these shares is yet to happen, but as per SEBI (ICDR) Regulations, 2009 the company has shown these shares under lock in.



| (II) (a) Statement Showing Details of Depository Receipts (DRs) | | | | |
|---|---|------------------------|--|---|
| Unit : | KRIDHAN INFRA LTD RS2 | | As on Date : | 30/06/2015 |
| Sr.No. | Type of Outstanding DR (ADRs,GDRs,SDRs etc.) | No of Outstanding DRs. | No of Shares underlying outstanding DRs. | Shares underlying outstanding DRs as a Percentage of total number of shares (i.e Total (A)+ (B) + (C) Indicated in statement at para(I) (a) above) |
| 1 | GDRs | Nil | Nil | Nil |
| | | TOTAL : | | |



| (II) (b) Statement showing Holding of Depository Receipts (DRs) where underlying shares are in excess of 1% of the total number of shares. | | | |
|--|---|---|---|
| Sr.No. | Type of Outstanding DR (ADRs,GDRs,SDRs etc.) | No.of Shares underlying outstanding DRs. | Shares underlying outstanding DRs.as a Percentage of total number of shares (i.e Total (A)+(B)+(C) Indicated in Statement at Para (I) (a) above) |
| 1 | Nil | Nil | Nil |
| TOTAL : | | | |

