



# Readymade Steel India Ltd.

Date: 20/01/2014

To,  
Department of Corporate Service (DCS-CRD),  
BSE Limited  
Phiroze Jeejeebhoy Towers,  
Dalal Street, Fort,  
Mumbai – 400 001.

**Subject: Clause 35 of the Listing Agreement.**  
**Ref: Readymade Steel India Ltd (Scripe Code:533482)**

Dear Sir,


Enclosed please find the statement of shareholding pattern pursuant to Clause 35 of the Listing Agreement for the quarter ended 31<sup>st</sup> December, 2013.

Kindly take the same on your record and acknowledge receipt of the same.

Thanking You,

Yours truly,

For READYMADE STEEL INDIA LIMITED



SATYAJIT DAS  
DIRECTOR

Encl: As above

**Regd office:** 203, Joshi Chambers, Ahmedabad Street, Carnac Bunder, Masjid ( E), Mumbai - 400009. India Telefax: +91 2267439360

**Head Office :** 207, Tirupati Udyog, I. B. Patel Road, Goregaon (East), Mumbai - 400 063. Tel. : +91-22-4058 9589 Fax : +91-22-4058 9599

**Works :** Village - Vanwathe, Khopoli-Pen Road, Post - Donwat, Tal.: Khalapur, Dist. Raigad, Pin - 410 203. Telefax : 02192 278194 - Tel.: 02192 278163

E-mail : [info@readymadesteel.com](mailto:info@readymadesteel.com), [info@kridhan.com](mailto:info@kridhan.com) Website : [www.readymadesteel.com](http://www.readymadesteel.com)


Name of the Company :		READYMADE STEEL INDIA LIMITED			
Script Code, Name of the scrip, class of security :					
Quarter ended :		31/12/2013			
Partly paid-up shares :-		No. of partly paid-up shares	As a % of total no. of partly paid-up shares	As a % of total no. of shares of the company	
Held by promoter/ promoter group		0	0.00		0.00
Held by public		0	0.00		0.00
<b>Total (D)</b>		<b>0</b>	<b>0.00</b>		<b>0.00</b>
Outstanding convertible securities		No. of outstanding securities	As a % of total no. of outstanding convertible securities	As a % of total no. of shares of the company, assuming full conversion of the convertible securities	
Held by promoter/ promoter group		0	0.00		0.00
Held by public		0	0.00		0.00
<b>Total (E)</b>		<b>0</b>	<b>0.00</b>		<b>0.00</b>
Warrants		No. of Warrants	As a % of total no. of Warrants	As a % of total no. of shares of the company, assuming full conversion of warrants	
Held by promoter/ promoter group		2000000	86.96		14.27
Held by public		300000	13.04		2.14
<b>Total (F)</b>		<b>2300000</b>	<b>100.00</b>		<b>16.41</b>
<b>Total paid-up capital of the company, assuming full conversion of warrants convertible securities Total (A+B+C)+ D+E+F)</b>		<b>*14018353</b>			<b>100.00</b>

as on date paid up capital is 11718353  
 outstanding warrants 2300000  
 after conversion of full warrants 14018353  
 total paid up capital of the Company will be



## Statement showing Shareholding Pattern

Category Code	Category of Shareholder	Number of Shareholders	Total Number Of Shares	Number of Shares held in Dematerialised form	Total Shareholding as a percentage of total number of shares		Shares Pledged or otherwise encumbered	
					As a Percentage of (A+B)	As a Percentage of (A+B+C)	No. Of Shares	As a Percentage
(I)	(II)	(III)	(IV)	(V)	(VI)	(VII)	(VIII)	(IX)= (VII)/(IV) *100
(IX)= (VIII)/(IV) *100								
(A) Shareholding of Promoter and Promoter Group2								
<b>1. INDIAN</b>								
(a)	INDIVIDUAL / HUF	2	5275000	5275000	45.0149	45.0149	0	0.00
(b)	CENTRAL / STATE GOVERNMENT(S)	0	0	0	0.0000	0.0000	0	0.00
(c)	BODIES CORPORATE	0	0	0	0.0000	0.0000	0	0.00
(d)	FINANCIAL INSTITUTIONS / BANKS	0	0	0	0.0000	0.0000	0	0.00
(e)	ANY OTHERS (Specify)							
(i)	DIRECTORS / RELATIVES	0	0	0	0.0000	0.0000	0	0.00
(ii)	GROUP COMPANIES	1	2276200	2276200	19.4242	19.4242	650000	28.56
SUB TOTAL (A)(1) :		3	7551200	7551200	64.4391	64.4391	650000	8.61
<b>2. FOREIGN</b>								
(a)	INDIVIDUAL	0	0	0	0.0000	0.0000	0	0.00
(b)	BODIES CORPORATE	0	0	0	0.0000	0.0000	0	0.00
(c)	INSTITUTIONS	0	0	0	0.0000	0.0000	0	0.00
(d)	QUALIFIED FOREIGN INVESTOR	0	0	0	0.0000	0.0000	0	0.00
(e)	ANY OTHERS (Specify)							
SUB TOTAL (A)(2) :		0	0	0	0.0000	0.0000	0	0.00
Total holding for Promoters and Promoter group	(A)=(A)(1) + (A)(2)	3	7551200	7551200	64.4391	64.4391	650000	8.61
(B) Public shareholding								
<b>1. INSTITUTIONS</b>								
(a)	MUTUAL FUNDS / UTI	0	0	0	0.0000	0.0000	0	0.00
(b)	FINANCIAL INSTITUTIONS / BANKS	0	0	0	0.0000	0.0000	0	0.00
(c)	CENTRAL / STATE GOVERNMENT(S)	0	0	0	0.0000	0.0000	0	0.00
(d)	VENTURE CAPITAL FUNDS	0	0	0	0.0000	0.0000	0	0.00
(e)	INSURANCE COMPANIES	0	0	0	0.0000	0.0000	0	0.00
(f)	FII'S	2	342798	342798	2.9253	2.9253	0	0.00
(g)	FOREIGN VENTURE CAPITAL INVESTORS	0	0	0	0.0000	0.0000	0	0.00
(h)	QUALIFIED FOREIGN INVESTOR	0	0	0	0.0000	0.0000	0	0.00
(i)	ANY OTHERS (Specify)							
SUB TOTAL (B)(1) :		2	342798	342798	2.9253	2.9253	0	0.00
<b>B 2. Non-Institutions</b>								
(a)	BODIES CORPORATE	96	1820622	1265622	15.5365	15.5365	0	0.00
(b)	INDIVIDUAL							
(i)	(CAPITAL UPTO TO Rs. 1 Lakh)	804	309927	285922	2.6448	2.6448	0	0.00
(ii)	(CAPITAL GREATER THAN Rs. 1 Lakh)	41	1648242	1648242	14.0655	14.0655	0	0.00
(c)	QUALIFIED FOREIGN INVESTOR	0	0	0	0.0000	0.0000	0	0.00
(d)	ANY OTHERS (Specify)							
(i)	TRUSTS	0	0	0	0.0000	0.0000	0	0.00
(ii)	CLEARING MEMBER	16	43936	43936	0.3749	0.3749	0	0.00
(iii)	DIRECTORS / RELATIVES	0	0	0	0.0000	0.0000	0	0.00
(iv)	EMPLOYEE	0	0	0	0.3000	0.0000	0	0.00
(v)	NON RESIDENT INDIANS (NRI)	9	1628	1628	0.0139	0.0139	0	0.00
(vi)	OVERSEAS BODIES CORPORATES	0	0	0	0.0000	0.0000	0	0.00
(vii)	UNCLAIMED SUSPENSE ACCOUNT	0	0	0	0.0000	0.0000	0	0.00
SUB TOTAL (B)(2) :		966	3824355	3245350	32.6358	32.6356	0	0.00
Total Public Shareholding	(B)=(B)(1) + (B)(2)	968	4167153	3588148	35.5609	35.5609	0	0.00
Total (A) + (B) :		971	11718353	11139348	100.0000	100.0000	650000	5.55
(C) Shares held by Custodians and against which Depository Receipts have been issued								
(a)	SHARES HELD BY CUSTODIANS	0	0	0	0.0000	0.0000	0	0.00
(i)	Promoter and Promoter Group	0	0	0	0.0000	0.0000	0	0.00
(ii)	Public	0	0	0	0.0000	0.0000	0	0.00
SUB TOTAL (C)(1) :		0	0	0	0.0000	0.0000	0	0.00
Grand Total (A) + (B) + (C)		971	11718353	11139348	100.0000	100.0000	650000	5.55
NOTES :	1) NAME, NUMBER OF SHARES HELD & PERCENTAGE OF ENTITIES / PERSONS HOLDING MORE THAN 1% OF THE TOTAL SHARES OF THE COMPANY IS AS PER ANNEXURE							




Sr.No	Name of the Shareholder	Details of shares held			Encumbered shares (*)			Details of warrants		Details of convertible securities		Total shares (including underlying shares assuming full conversion of warrants and convertible securities) as a % of diluted share capital
		Number of shares held	As a % of grand total (A)+(B)+(C)	No.	As a percentage	(V)=(VI)/(III)* 100	(A)+(B)+(C) of sub-clause (I)(a)	Number of warrants held	As a % total number of warrants of the same class	Number of convertible securities held	As a % total number of convertible securities of the same class	
(i)	(ii)	(iii)	(iv)	(v)	(vi)=(v)/(iii)* 100	(vii)	(viii)	(ix)	(x)	(xi)	(xii)	
1	ANIL DHANPATIL AGARWAL	5265000	44.93	0	0.00	0.00	0	0	0	0	44.93	
2	KRIDHAN INFRASTRUCTURES PRIVATE LIMITED	2276200	19.42	650000	28.56	5.55	0	0	0	0	19.42	
3	KRISHNADEVI DHANPATIL AGRAWAL	10000	0.09	0	0.00	0.00	0	0	0	0	0.09	
4	KRIDHAN PETROCHEMICALS PVT LTD	0	0.00	0	0.00	0.00	2000000	86.96	0	0	17.07	
TOTAL :		7551200	64.4391	650000		5.5469	2000000	86.96	0	0	81.51	



5


(l)(c)(i) Statement showing holding of securities (including shares, warrants, convertible securities) of persons belonging to the category 'Public' and holding more than 1% of the total number of shares.

SR.NO	Name of the shareholder	Number of shares held	Shares as a percentage of total shares (i.e., Grand Total(A)+(B)+(C) indicated in Statement at para (l)(a) above)	Details of warrants		Details of convertible securities		Total shares (including underlying shares assuming full conversion of warrants and convertible securities) as a % of diluted share capital
				Number of warrants held	As a % total number of warrants of the same class	Number of convertible securities held	% w.r.t. total convertible securities of the same class	
1	ASHISH INDUSTRIAL & COMMERCIAL ENTERPRISES PVT LTD	555000	4.73620	0	0	0	0	0
2	INDRA KUMAR BAGRI	325000	2.77340	0	0	0	0	0
3	LEMAN DIVERSIFIED FUND	292821	2.49880	0	0	0	0	0
4	TRIKAAL THEATRES AND REALTY INDIA PVT LTD	186901	1.59490	0	0	0	0	0
	TOTAL:	1359722	11.60340	0	0	0	0	0




3

(l)(c)(ii)	Statement showing holding of securities (including shares, warrants, convertible securities) of persons (together with PAC) belonging to the category "Public" and holding more than 5% of the total number of shares of the company	AS ON :	31/12/2013		
SR.NO	Name of the shareholder	Number of shares	Shares as a percentage of total number of shares (i.e., Grand Total (A)+(B)+(C) indicated in Statement at para (l)(a) above)	Details of warrants	Total shares (including underlying shares assuming full conversion of warrants and convertible securities as a % of diluted share capital
				Number of warrants held	As a % total number of warrants of the same class
				Number of convertible securities held	% w.r.t. total number of convertible securities of the same class
1				0	0
TOTAL :				0	0



6


Statement Showing " LOCKED - IN - SHARES "				AS ON :	31/12/201
(I)(d)	SR NO	NAME	Category	Shares	Per
	1	ANIL DHANPATLAL AGARWAL	Promoter / Promoter Group	2350000	20.05
	2	HRISHITA INVESTMENTS ADVISORY PVT LTD	Public	68076	0.58
			TOTAL:	2418076	20.6349



7

(II) (a) Statement Showing Details of Depository Receipts (DRs)

Unit :	READYMADE STEEL INDIA LIMITED	As on Date :	31/12/2013
Sr. No.	Type of Outstanding DR (ADRs, GDRs, SDRs etc.)	No of Outstanding DRs.	No of Shares underlying outstanding DRs. Shares underlying outstanding DRs as a Percentage of total number of shares (i.e Total (A)+ (B) + (C) Indicated in statement at para(I) (a) above)
	1 GDRs		
		TOTAL :	





10

(II) (b) Statement showing Holding of Depository Receipts (DRs) where underlying shares are in excess of 1% of the total number of shares.			
Sr.No.	Type of Outstanding DR (ADRs,GDRs,SDRs etc.)	No.of Shares underlying outstanding DRs.	Shares underlying outstanding DRs.as a Percentage of total number of shares (i.e Total (A)+(B)+(C) Indicated in Statement at Para (I) (a) above)
1			
TOTAL :			



Signature