

Ref: CS/BSE/2013-14/07

Date: April 18th, 2013

To,

The Department of Corporate Services,
The Stock Exchange, Mumbai
P.J. Towers, 1st floor,
Dalal street, Mumbai - 400 001

Dear Sir,

Sub: Shareholding pattern for the quarter ended March 31, 2013.
Ref: Scrip Code - 533482


Please find enclosed herewith Share holding Pattern pursuant to Clause 35 of the listing agreement, for the quarter ended March 31, 2013.

Kindly take the same on your record and oblige us.

Thanking you,

Yours faithfully

For READYMADE STEEL INDIA LIMITED



Binal Pingale

Company Secretary & Compliance officer

Encl: as above

Regd. Office: 203, Joshi Chambers, Ahmedabad Street, Camac Bunder, Masjid (E), Mumbai - 400 009. India Telefax: +91 22 6743 9360


HO: 101-102, Shreya House, Off. Andheri - Kurla Road, Chakala, Andheri (E), Mumbai - 400 099. Tel.: +91 22 6715 6715 Fax : +91 22 6715 6716

Works: Village Vanwathe, Khopoli - Pen Road, Taluka - Khalapur, Dist. Raigad - 410 203. Maharashtra. Tel.: +91 2192 278194 Fax: +91 2192 278163

Email: info@readymadesteel.com **Website:** www.readymadesteel.com

Introductory sub-table (I)(a)

Name of the Company: Readymade Steel India Limited				
Scrip Code, Name of the scrip, class of security: 533482				
Quarter ended: 31st March 2013				
Partly paid-up shares:-		No. of partly paid-up shares	As a % of total no. of partly paid-up shares	As a % of total no. of shares of the company
Held by promoter/promoter group			#DIV/0!	0
Held by public			#DIV/0!	0
Total		0	#DIV/0!	0
Outstanding convertible securities:-		No. of outstanding securities	As a % of total no. of outstanding convertible securities	As a % of total no. of shares of the company, assuming full conversion of the convertible securities
Held by promoter/promoter group			#DIV/0!	0
Held by public			#DIV/0!	0
Total		0	#DIV/0!	0
Warrants:-		No. of warrants	As a % of total no. of warrants	As a % of total no. of shares of the company, assuming full conversion of warrants
Held by promoter/promoter group			#DIV/0!	0
Held by public			#DIV/0!	0
Total		0	#DIV/0!	0
Total paid-up capital of the company, assuming full conversion of warrants and convertible securities		11718353		100




Statement Showing Shareholding Pattern

Category code	Category of Shareholder	Number of Shareholders	Table (I)(a)		Total shareholding as a percentage of total number of shares		Shares Pledged or otherwise encumbered		
			Total number of shares	Number of shares held in dematerialized form	As a percentage of (A+B) ¹	As a percentage of (A+B+C)	Number of shares	As a percentage	
									(IV)
(A)	Shareholding of Promoter and Promoter								
1	Indian								
(a)	Individuals/ Hindu Undivided Family	2	5275000	5275000	45.01	45.01			0.00
(b)	Central Government/ State Government(s)	0	0	0	0.00	0.00			#DIV/0!
(c)	Bodies Corporate	1	1776200	1776200	15.16	15.16	500000		28.15
(d)	Financial Institutions/ Banks	0	0	0	0.00	0.00			#DIV/0!
(e)	Any Others(Specify)				0.00	0.00			#DIV/0!
(e-i)					0.00	0.00			#DIV/0!
(e-ii)									
	Sub Total(A)(1)	3	7051200	7051200	60.17	60.17	500000		7.09
2	Foreign								
a	Individuals (Non-Residents Individuals/ Foreign Individuals)	0	0	0	0.00	0.00			#DIV/0!
b	Bodies Corporate	0	0	0	0.00	0.00			#DIV/0!
c	Institutions	0	0	0	0.00	0.00			#DIV/0!
d	Qualified Foreign Investor	0	0	0	0.00	0.00			#DIV/0!
e	Any Others(Specify)	0	0	0	0.00	0.00			#DIV/0!
e-i									
e-ii									
	Sub Total(A)(2)	0	0	0	0.00	0.00	0		#DIV/0!
	Total Shareholding of Promoter and	3	7051200	7051200	60.17	60.17	500000		7.09
(B)	Public shareholding								
1	Institutions								
(a)	Mutual Funds/ UTI	0	0	0	0.00	0.00			
(b)	Financial Institutions / Banks	0	0	0	0.00	0.00			
(c)	Central Government/ State Government(s)	0	0	0	0.00	0.00			
(d)	Venture Capital Funds	0	0	0	0.00	0.00			
(e)	Insurance Companies	0	0	0	0.00	0.00			
(f)	Foreign Institutional Investors	2	109820	109820	0.94	0.94			
(g)	Foreign Venture Capital Investors	0	0	0	0.00	0.00			
(h)	Qualified Foreign Investor	0	0	0	0.00	0.00			
(i)	Any Other (specify)	0	0	0	0.00	0.00			
(i-ii)									
(i-ii)									
	Sub-Total (B)(1)	2	109820	109820	0.94	0.94			
B 2	Non-institutions								
(a)	Bodies Corporate	97	2135417	1580417	18.22	18.22			
(b)	Individuals				0.00	0.00			



I	Individuals -i. Individual shareholders holding nominal share capital up to Rs 1 lakh	978	342956	313451	2.93	2.93		
II	ii. Individual shareholders holding nominal share capital in excess of Rs. 1 lakh.	47	1997324	1997324	17.04	17.04		
(c)	Qualified Foreign Investor				0.00	0.00		
(d)	Any Other (specify)				0.00	0.00		
(d-i)	Clearing Member	8	79658	79658	0.68	0.68		
(d-ii)	Non Resident Indians (NRI)	11	1978	1978	0.02	0.02		
	Sub-Total (B)(2)	1141	4557333	3972828	38.89	38.89		
(B)	Total Public Shareholding (B)= (B)(1)+(B)(2)	1143	4667153	4082648	39.83	39.83		
	TOTAL (A)+(B)	1146	11718353	11133848	100.00	100.00	500000	4.27
(C)	Shares held by Custodians and against which Depository Receipts have been issued							
1	Promoter and Promoter Group					0.00		#DIV/0!
2	Public					0.00		
	Sub-Total (C)	0	0	0		0	0	
	GRAND TOTAL (A)+(B)+(C)	1146	11718353	11133848		100.00	500000	4.27



(I)(b) Statement showing holding of securities (including shares, warrants, convertible securities) of persons belonging to the category "Promoter and Promoter Group"

Sr.	Name of the shareholder	Details of Shares held		Encumbered shares (*)			Details of warrants		Details of convertible securities		Total shares (including underlying shares assuming full conversion of warrants and convertible securities) as a % of diluted share capital
		Number of shares held	As a % of grand total (A)+(B)+(C)	No.	As a percentage	As a % of grand total (A)+(B)+(C) of sub-clause (I)(a)	Number of warrants held	As a % total number of warrants of the same class	Number of convertible securities held	As a % total number of convertible securities of the same class	
No.	(i)	(ii)	(iii)	(iv)	(v)=(vi)/(iii)*100	(vii)	(viii)	(ix)	(x)	(xi)	(xii)
1	Anil Dhanpatlal Agrawal	5265000	44.93	0	0.00	0.00		#DIV/0!		#DIV/0!	
2	Kridhan Infrastructures Private Limited	1776200	15.16	500000	28.15	4.27		#DIV/0!		#DIV/0!	
3	Krishnadevi Dhanpatlal Agrawal	10000	0.09	0	0.00	0.00		#DIV/0!		#DIV/0!	
	TOTAL	7051200	60.17	500000	7.09	4.27	0	#DIV/0!	0	#DIV/0!	0

(*) The term "encumbrance" has the same meaning as assigned to it in regulation 28(3) of the SAST Regulations, 2011




(I)(c)(i) Statement showing holding of securities (including shares, warrants, convertible securities) of persons belonging to the category "Public" and holding more than 1% of the total number of shares

Sr. No.	Name of the shareholder	Number of shares held	Shares as a percentage of total number of shares {i.e., Grand Total (A)+(B)+(C) indicated in Statement at para (I)(a) above}	Details of warrants		Details of convertible securities		Total shares (including underlying shares assuming full conversion of warrants and convertible securities) as a % of diluted share capital
				Number of warrants held	As a % total number of warrants of the same class	Number of convertible securities held	% w.r.t total number of convertible securities of the same class	
1	Ashish Industrial & Commercial Enterprises Pvt Ltd	555000	4.74		#DIV/0!		#DIV/0!	
2	Kridhan Infrastructures Private Limited	500000	4.27		#DIV/0!		#DIV/0!	
3	Indra Kumar Bagri	325000	2.77		#DIV/0!		#DIV/0!	
4	Trikaal Theatres and Realty India Private Limited	204708	1.74		#DIV/0!		#DIV/0!	
TOTAL		1584708	13.52	0	#DIV/0!	0	#DIV/0!	0



(I)(c)(ii) Statement showing holding of securities (including shares, warrants, convertible securities) of persons (together with PAC) belonging to the category "Public" and holding more than 5% of the total number of shares of the company

Sr. No.	Name(s) of the shareholder(s) and the Persons Acting in Concert (PAC) with them	Number of shares	Shares as a percentage of total number of shares (i.e., Grand Total (A)+(B)+(C) indicated in Statement at para (I)(a) above}	Details of warrants		Details of convertible securities		Total shares (including underlying shares assuming full conversion of warrants and convertible securities) as a % of diluted share capital
				Number of warrants	As a % total number of warrants of the same class	Number of convertible securities held	% w.r.t total number of convertible securities of the same class	
1			0.00		#DIV/0!		#DIV/0!	
2			0.00		#DIV/0!		#DIV/0!	
3			0.00		#DIV/0!		#DIV/0!	
4			0.00		#DIV/0!		#DIV/0!	
5			0.00		#DIV/0!		#DIV/0!	
6			0.00		#DIV/0!		#DIV/0!	
7			0.00		#DIV/0!		#DIV/0!	
8			0.00		#DIV/0!		#DIV/0!	
9			0.00		#DIV/0!		#DIV/0!	
10			0.00		#DIV/0!		#DIV/0!	
TOTAL		0	0.00	0	#DIV/0!	0	#DIV/0!	0



(I)(d) Statement showing details of locked-in shares

Sr. No.	Name of the shareholder	Number of locked-in shares	Locked-in shares as a percentage of total number of shares (i.e., Grand Total (A)+(B)+(C) indicated in Statement at para (I)(a) above)	Promoter/ Promoter Group / Public
1	Anil Dhanpatlal Agrawal	2350000	20.05	Promoter/ Promoter Group
TOTAL		2350000	20.05	



(II)(a) Statement showing details of Depository Receipts (DRs)

Sr. No.	Type of outstanding DR (ADRs, GDRs, SDRs, etc.)	Number of outstanding DRs	Number of shares underlying outstanding DRs	Shares underlying outstanding DRs as a percentage of total number of shares {i.e., Grand Total (A)+(B)+(C) indicated in Statement at para (I)(a) above}
				0.00
1				0.00
2				0.00
3				0.00
4				0.00
5				0.00
6				0.00
7				0.00
8				0.00
9				0.00
TOTAL		0	0	0.00



(II)(b) Statement showing holding of Depository Receipts (DRs), where underlying shares held by "promoter/promoter group" are in excess of 1% of the total number of shares

Sr. No.	Name of the DR Holder	Type of outstanding DR (ADRs, GDRs, SDRs, etc.)	Number of shares underlying outstanding DRs	Shares underlying outstanding DRs as a percentage of total number of shares (i.e., Grand Total (A)+(B)+(C) indicated in Statement at para (I)(a) above)
1				0.00
2				0.00
3				0.00
4				0.00
5				0.00
6				0.00
7				0.00
8				0.00
9				0.00
TOTAL			0	0.00

