



Readymade Steel India Ltd.



21st April, 2014

To,
DCS - CRD.
The BSE Ltd,
Phirozejeejeebhoy Tower,
Dalal Street,
Mumbai - 400 001.

Sub.: Revised Clause 35 of the Listing Agreement.
Ref: Readymade Steel India Limited. Scrip Code: 533482.

Dear Sir,

This is to inform you that in the shareholding pattern for Quarter ended 31st March, 2014 submitted to your good office vide letter dated 17th April, 2014, we have inadvertently mentioned incorrect figure in main page column F for outstanding warrants (i.e) 27,00,000 lacs instead of 23,00,000 lacs.


Also in sub schedule (I)(c)(i), Hrishita Investments Advisory Pvt Ltd holding 3,00,000 warrants has been added.

Accordingly we hereby furnish the revised figures for your kind perusal.

Kindly acknowledge receipt of the same & update your record.

Thanking You,
Yours truly,

For **READYMADE STEELINDIA LIMITED**



DIRECTOR / AUTHORISED SIGNATORY

Encl: as above.

CIN No.: L27100MH2006PLC160602
READYMADE STEEL INDIA LIMITED

Regd office: 203, Joshi Chambers, Ahmedabad Street, Carnac Bunder, Masjid (E), Mumbai - 400009. India Telefax: +91 2267439360

Head Office : 207, Tirupati Udyog, I. B. Patel Road, Goregaon (East), Mumbai - 400 063. Tel. : +91-22-4058 9589 Fax : +91-22-4058 9599


Works : Village - Vanwathe, Khopoli-Pen Road, Post - Donwat, Tal.: Khalapur, Dist. Raigad, Pin - 410 203. Telefax : 02192 278194 - Tel.: 02192 278163

E-mail : info@readymadesteel.com, info@kridhan.com Website : www.readymadesteel.com

Name of the Company :	READYMADE STEEL INDIA LIMITED		
Script Code, Name of the scrip, class of security :			
Quarter ended :	31/03/2014		
Partly paid-up shares :-	No. of partly paid-up shares	As a % of total no. of partly paid-up shares	As a % of total no. of shares of the company
Held by promoter/ promoter group	0	0.00	0.00
Held by public	0	0.00	0.00
Total (D)	0	0.00	0.00
Outstanding convertible securities	No. of outstanding securities	As a % of total no. of outstanding convertible securities	As a % of total no. of shares of the company, assuming full conversion of the convertible securities
Held by promoter/ promoter group	0	0.00	0.00
Held by public	0	0.00	0.00
Total (E)	0	0.00	0.00
Warrants	No. of Warrants	As a % of total no. of Warrants	As a % of total no. of shares of the company, assuming full conversion of warrants
Held by promoter/ promoter group	2000000	86.96	13.68
Held by public	300000	13.04	2.05
Total (F)	2300000	100.00	15.73
Total paid-up capital of the company, assuming full conversion of warrants convertible securities Total (A+B+C)+ D+E+F)	*14618353		

as on date paidup capital is
outstanding warrants
After conversion of full warrants the
total paidup capital of the Company
will be

12318353
2300000
*14618353





Statement Showing Shareholding Pattern

Table (I)(a)


Category Code	Category of Shareholder	Number of Shareholders	Total Number Of Shares	Number of Shares held in Dematerialized form	Total Shareholding as a percentage of total number of shares		Shares Pledged or otherwise encumbered		
					As a Percentage of (A+D)	As a Percentage of (A+B+C)	No. Of Shares	As a Percentage	
(i)	(ii)	(iii)	(iv)	(v)	(vi)	(vii)	(viii)	(ix) = (viii)/(v) * 100	
(X) = (viii)/(v) * 100									
Shareholding of Promoter and Promoter Group									
1. INDIAN									
(a)	INDIVIDUAL / HUF	2	5275000	5275000	42.8223	42.8223	0	0.00	
(b)	CENTRAL / STATE GOVERNMENT(S)	0	0	0	0.0000	0.0000	0	0.00	
(c)	BODIES CORPORATE	0	0	0	0.0000	0.0000	0	0.00	
(d)	FINANCIAL INSTITUTIONS / BANKS	0	0	0	0.0000	0.0000	0	0.00	
(e)	ANY OTHERS (Specify)	0	0	0	0.0000	0.0000	0	0.00	
(f)	DIRECTORS RELATIVES	0	0	0	0.0000	0.0000	0	0.00	
(g)	GROUP COMPANIES	1	2276200	2276200	18.4781	18.4781	650000	26.56	
SUB TOTAL (A)(1)		3	7551200	7551200	61.3004	61.3004	650000	8.61	
2. FOREIGN									
(a)	INDIVIDUAL	0	0	0	0.0000	0.0000	0	0.00	
(b)	BODIES CORPORATE	0	0	0	0.0000	0.0000	0	0.00	
(c)	INSTITUTIONS	0	0	0	0.0000	0.0000	0	0.00	
(d)	QUALIFIED FOREIGN INVESTOR	0	0	0	0.0000	0.0000	0	0.00	
(e)	ANY OTHERS (Specify)	0	0	0	0.0000	0.0000	0	0.00	
SUB TOTAL (A)(2)		0	0	0	0.0000	0.0000	0	0.00	
Total holding for Promoters and Promoter group		(A)=(A)(1) + (A)(2)	3	7551200	7551200	61.3004	61.3004	650000	8.61
(B) Public Shareholding									
1. INSTITUTIONS									
(a)	MUTUAL FUNDS / UTI	0	0	0	0.0000	0.0000	0	0.00	
(b)	FINANCIAL INSTITUTIONS / BANKS	0	0	0	0.0000	0.0000	0	0.00	
(c)	CENTRAL / STATE GOVERNMENT(S)	0	0	0	0.0000	0.0000	0	0.00	
(d)	VENTURE CAPITAL FUNDS	0	0	0	0.0000	0.0000	0	0.00	
(e)	INSURANCE COMPANIES	0	0	0	0.0000	0.0000	0	0.00	
(f)	FII'S	2	342798	342798	2.7828	2.7828	0	0.00	
(g)	FOREIGN VENTURE CAPITAL INVESTORS	0	0	0	0.0000	0.0000	0	0.00	
(h)	QUALIFIED FOREIGN INVESTOR	0	0	0	0.0000	0.0000	0	0.00	
(i)	ANY OTHERS (Specify)	0	0	0	0.0000	0.0000	0	0.00	
SUB TOTAL (B)(1)		2	342798	342798	2.7828	2.7828	0	0.00	
B 2. Non-Institutions									
(a)	BODIES CORPORATE	86	2498993	1343593	20.2867	20.2867	0	0.00	
(b)	INDIVIDUAL (CAPITAL UPTO TO Rs. 1 Lakh)	719	310842	296837	2.5234	2.5234	0	0.00	
(c)	(CAPITAL GREATER THAN Rs. 1 Lakh)	41	1590080	1590080	12.9082	12.9082	0	0.00	
(d)	QUALIFIED FOREIGN INVESTOR	0	0	0	0.0000	0.0000	0	0.00	
(e)	ANY OTHERS (Specify)	0	0	0	0.0000	0.0000	0	0.00	
(f)	TRUSTS	0	0	0	0.0000	0.0000	0	0.00	
(g)	CLEARING MEMBER	18	21051	21051	0.1709	0.1709	0	0.00	
(h)	DIRECTORS RELATIVES	0	0	0	0.0000	0.0000	0	0.00	
(i)	EMPLOYEE	0	0	0	0.0000	0.0000	0	0.00	
(j)	NON RESIDENT INDIANS (NRI)	11	3389	3389	0.0275	0.0275	0	0.00	
(k)	OVERSEAS BODIES CORPORATES	0	0	0	0.0000	0.0000	0	0.00	
(l)	UNCLAIMED SUSPENSE ACCOUNT	0	0	0	0.0000	0.0000	0	0.00	
SUB TOTAL (B)(2)		875	4424355	3255350	35.9168	35.9168	0	0.00	
Total Public Shareholding		(B)=(B)(1) + (B)(2)	877	4767153	3598148	38.6996	38.6996	0	0.00
Total (A) + (B)		880	12318353	11149348	100.0000	100.0000	650000	5.28	
(C) Shares held by Custodians and against which Depository Receipts have been issued									
(a)	SHARES HELD BY CUSTODIANS	0	0	0	0.0000	0.0000	0	0.00	
(b)	Promoter and Promoter Group	0	0	0	0.0000	0.0000	0	0.00	
(c)	Public	0	0	0	0.0000	0.0000	0	0.00	
SUB TOTAL (C)(1)		0	0	0	0.0000	0.0000	0	0.00	
Grand Total (A) + (B) + (C)		880	12318353	11149348	100.0000	100.0000	650000	5.28	
NOTES: 1) NAME, NUMBER OF SHARES HELD & PERCENTAGE OF ENTITIES / PERSONS HOLDING MORE THAN 1% OF THE TOTAL SHARES OF THE COMPANY IS AS PER ANNEXURE									




(i)(b) Statement showing holding of securities (including shares, warrants, convertible securities) of persons belonging to the category "PROMOTERS AND PROMOTER GROUP"											
Sr.No	Name of the Shareholder	Details of shares held		Encumbered shares (*)			Details of warrants		Details of convertible securities		Total shares (including underlying shares assuming full conversion of warrants and convertible securities) as a % of diluted share capital
		Number of shares held	As a % of grand total (A)+(B)+(C)	No.	As a percentage	As a % of grand total (A)+(B)+(C) of sub-clause (i)(a)	Number of warrants held	As a % total number of warrants of the same class	Number of convertible securities held	As a % total number of convertible securities of the same class	
(i)	(ii)	(iii)	(iv)	(v)	(vi)=(v)/(iii)* 100	(vii)	(viii)	(ix)	(x)	(xi)	(xii)
1	ANIL DHANPATLAL AGARWAL	5265000	42.74	0	0.00	0.00	0	0	0	0	36.02
2	KRIDHAN INFRASTRUCTURES PRIVATE LIMITED	2276200	18.48	650000	28.56	5.28	0	0	0	0	15.57
3	KRISHNADEVI DHANPATLAL AGRAWAL	10000	0.08	0	0.00	0.00	0	0	0	0	0.07
4	KRIDHAN PETROCHEMICALS PVT LTD	0	0.00	0	0.00	0.00	2000000	86.96	0	0	13.68
	TOTAL	7551200	61.3994	650000		5.2767	2000000	86.96	0	0	65.34




(l)(c)(i) Statement showing holding of securities (including shares, warrants, convertible securities) of persons belonging to the category "Public" and holding more than 1% of the total number of shares.								
SR.NO	Name of the shareholder	Number of shares held	Shares as a percentage of total number of shares (i.e. Grand Total(A)+(B)+(C) indicated in Statement at para (l)(a) above)	Details of warrants		Details of convertible		Total shares (including underlying shares assuming full conversion of warrants and convertible securities) as a % of diluted share capital
				Number of warrants held	As a % total number of warrants of the same class	Number of convertible securities held	% w.r.t. total number of convertible securities of the same class	
1	BEC INFRA PRIVATE LIMITED	600000	4.8708	0	0	0	0	4.10
2	ASHISH INDUSTRIAL & COMMERCIAL ENTERPRISES PVT LTD	555000	4.5055	0	0	0	0	3.80
3	INDRA KUMAR BAGRI	345300	2.8031	0	0	0	0	2.36
4	LEMAN DIVERSIFIED FUND	292821	2.3771	0	0	0	0	2.00
5	TRIKAAL THEATRES AND REALTY INDIA PVT LTD	185901	1.5173	0	0	0	0	1.28
6	RELIGARE SECURITIES LTD	169448	1.3756	0	0	0	0	1.16
7	JAISHRI CHANDEL	168592	1.3686	0	0	0	0	1.15
8	BLUE PEACOCK SECURITIES PVT LTD	150000	1.2177	0	0	0	0	1.03
9	HRISHITA INVESTEMENTS ADVISORY PVT LTD			300000	13.04			2.05
	TOTAL:	2468062	20.0356	300000	13.04	0	0	18.94



(l)(c)(ii) Statement showing holding of securities (including shares, warrants, convertible securities) of persons (together with PAC) belonging to the category "Public" and holding more than 5% of the total number of shares of the company			AS ON :	31/03/2014				
SR NO	Name of the shareholder	Number of shares	Shares as a percentage of total number of shares (i.e., Grand Total (A)+(B)+(C) indicated in Statement at para (l)(a) above)	Details of warrants		Details of convertible securities		Total shares (including underlying shares assuming full conversio
				Number of warrants held	As a % total number of warrants of the same class	Number of convertible securities held	% w.r.t total number of convertible securities of the same class	
1				0	0	0	0	0
TOTAL :				0	0	0	0	0




(l)(d)		Statement Showing " LOCKED - IN - SHARES "			AS ON :	31/03/2014
SR NO	NAME	Category	Shares	Per		
1	ANIL DHANPATLAL AGARWAL	Promoter / Promoter Group	2350000	19.08		
2	BEC INFRA PRIVATE LIMITED	Public	600000	4.87		
3	HRISHITA INVESTMENTS ADVISORY PVT LTD	Public	68076	0.55		
TOTAL:			3018076	24.5006		



(II) (a) Statement Showing Details of Depository Receipts (DRs)

Unit :	READYMADE STEEL INDIA LIMITED		As on Date :	31/03/2014
Sr.No.	Type of Outstanding DR (ADRs,GDRs,SDRs etc.)	No of Outstanding DRs.	No of Shares underlying outstanding DRs.	Shares underlying outstanding DRs as a Percentage of total number of shares (i.e Total (A)+ (B) + (C) Indicated in statement at para(I) (a) above)
1	GDRs			
		TOTAL :		



(II) (b) Statement showing Holding of Depository Receipts (DRs) where underlying shares are in excess of 1% of the total number of shares.			
Sr.No.	Type of Outstanding DR (ADRs,GDRs,SDRs etc.)	No.of Shares underlying outstanding DRs.	Shares underlying outstanding DRs.as a Percentage of total number of shares (i.e Total (A)+(B)+(C) Indicated in Statement at Para (I) (a) above)
1			
TOTAL :			

