

Name of the Company :	KRIDHAN INFRA LTD		
Script Code, Name of the scrip, class of security :			
Quarter ended :	30/09/2015		
Partly paid-up shares :-	No. of partly paid-up shares	As a % of total no. of partly paid-up shares	As a % of total no. of shares of the company
Held by promoter/ promoter group	0	0.00	0.00
Held by public	0	0.00	0.00
Total (D)	0	0.00	0.00
Outstanding convertible securities	No. of outstanding securities	As a % of total no. of outstanding convertible securities	As a % of total no. of shares of the company, assuming full conversion of the convertible securities
Held by promoter/ promoter group	0	0.00	0.00
Held by public	0	0.00	0.00
Total (E)	0	0.00	0.00
Warrants	No. of Warrants	As a % of total no. of Warrants	As a % of total no. of shares of the company, assuming full conversion of warrants
Held by promoter/ promoter group	0	0.00	
Held by public	1750000	100%	
Total (F)	75091765		
Total paid-up capital of the company, assuming full conversion of warrants convertible securities Total (A+B+C)+ D+E+F)			

As on date paidup capital	73341765
Outstanding Warrants	1750000
Total Paidup Capital After Full conversion of warrants	<u>75091765</u>

Note :

In view of sub-division of the face value of the equity shares of Rs.10/- each to Rs.2/- per share , the entitlement of Warrant Holders has been augmented as per the terms & conditions of the issue of warrants. Accordingly 27,00,000 warrants have been augmented to 1,35,00,00,000 warrants in view of the sub-division of the Equity shares . Out of the said warrants the promoters have exercised their right of conversion of 1,00,00,000 warrants and Non Promoters have exercised their right of conversion of 17,50,000 warrants. Accordingly the Board of Directors have issued 1,00,00,0000 equity shares of Rs.2/- each to the promoters of the Company and 17,50,000 to Non - Promoters & balance 17,50,000 are outstanding & pending for conversion.




Statement Showing Shareholding Pattern


Table (I)(a)

Category Code	Category of Shareholder	Number of Shareholders	Total Number Of Shares	Number of Shares held in Dematerialised form	Total Shareholding as a percentage of total number of shares		Shares Pledged or otherwise encumbered	
					As a Percentage of (A+B)	As a Percentage of (A+B+C)	No. Of Shares	As a Percentage
(I)	(II)	(III)	(IV)	(V)	(VI)	(VII)	(VIII)	(IX)= (VIII)/(IV) *100
(IX)= (VIII)/(IV) *100								
(A) Shareholding of Promoter and Promoter Group2								
1. INDIAN								
(a)	INDIVIDUAL / HUF	2	29375000	29375000	40.0522	40.0522	0	0.00
(b)	CENTRAL / STATE GOVERNMENT(S)							
(c)	BODIES CORPORATE	0	0	0	0.0000	0.0000	0	0.00
(d)	FINANCIAL INSTITUTIONS / BANKS	0	0	0	0.0000	0.0000	0	0.00
(e)	ANY OTHERS (Specify)	0	0	0	0	0	0	0
(i)	DIRECTORS RELATIVES	0	0	0	0.0000	0.0000	0	0.00
(ii)	GROUP COMPANIES	2	18381000	18381000	25.0621	25.0621	3250000	17.68
(iii)	TRUSTS	0	0	0	0.0000	0.0000	0	0.00
SUB TOTAL (A)(1) :		4	47756000	47756000	65.1143	65.1143	3250000	6.81
2. FOREIGN								
(a)	INDIVIDUAL	0	0	0	0.0000	0.0000	0	0.00
(b)	BODIES CORPORATE	0	0	0	0.0000	0.0000	0	0.00
(c)	INSTITUTIONS	0	0	0	0.0000	0.0000	0	0.00
(d)	QUALIFIED FOREIGN INVESTOR	0	0	0	0.0000	0.0000	0	0.00
(e)	ANY OTHERS (Specify)	0	0	0	0.0000	0.0000	0	0.00
SUB TOTAL (A)(2) :		0	0	0	0.0000	0.0000	0	0.00
Total holding for Promoters and Promoter group	(A)=(A)(1) + (A)(2)	4	47756000	47756000	65.1143	65.1143	3250000	6.81
(B) Public shareholding								
1. INSTITUTIONS								
(a)	MUTUAL FUNDS / UTI	0	0	0	0.0000	0.0000	0	0.00
(b)	FINANCIAL INSTITUTIONS / BANKS	1	50000	50000	0.0682	0.0682	0	0.00
(c)	CENTRAL / STATE GOVERNMENT(S)	0	0	0	0.0000	0.0000	0	0.00
(d)	VENTURE CAPITAL FUNDS	0	0	0	0.0000	0.0000	0	0.00
(e)	INSURANCE COMPANIES	0	0	0	0.0000	0.0000	0	0.00


[Handwritten Signature]



(g)	FOREIGN VENTURE CAPITAL INVESTORS	4	918710	918710	1.2526	1.2526	0	0.00
(h)	QUALIFIED FOREIGN INVESTOR	0	0	0	0.0000	0.0000	0	0.00
(i)	ANY OTHERS (Specify)	0	0	0	0.0000	0.0000	0	0.00
SUB TOTAL (B)(1) :		5	968710	968710	1.3208	1.3208	0	0.00
B 2. Non-institutions								
(a)	BODIES CORPORATE	102	13719508	13719508	18.7063	18.7063	0	0.00
(b)	INDIVIDUAL							
(i)	(CAPITAL UPTO TO Rs. 1 Lakh)	1516	2034246	1969221	2.7737	2.7737	0	0.00
(ii)	(CAPITAL GREATER THAN Rs. 1 Lakh)	36	5618100	5618100	7.6602	7.6602	0	0.00
(c)	QUALIFIED FOREIGN INVESTOR	0	0	0	0.0000	0.0000	0	0.00
(d)	ANY OTHERS (Specify)							
(i)	TRUSTS	0	0	0	0.0000	0.0000	0	0.00
(ii)	CLEARING MEMBER	46	645808	645808	0.8805	0.8805	0	0.00
(iii)	DIRECTORS RELATIVES	2	19250	14250	0.0262	0.0000	0	0.00
(iv)	EMPLOYEE	0	0	0	0.0000	0.0000	0	0.00
(v)	NON RESIDENT INDIANS (NRI)	27	2379043	2379043	3.2438	3.2438	0	0.00
(vi)	OVERSEAS BODIES CORPORATES	2	201100	201100	0.2742	0.2742	0	0.00
(vii)	UNCLAIMED SUSPENSE ACCOUNT	0	0	0	0.0000	0.0000	0	0.00
SUB TOTAL (B)(2) :		1731	24617055	24547030	33.5649	33.5649	0	0.00
Total Public Shareholding	(B)=(B)(1) + (B)(2)	1736	25585765	25515740	34.8857	34.8857	0	0.00
Total (A) + (B) :		1740	73341765	73271740	100.0000	100.0000	3250000	4.43
(C) Shares held by Custodians and against which Depository Receipts have been issued								
(a)	SHARES HELD BY CUSTODIANS							
(i)	Promoter and Promoter Group	0	0	0	0.0000	0.0000	0	0.00
(ii)	Public	0	0	0	0.0000	0.0000	0	0.00
SUB TOTAL (C)(1) :								
Grand Total (A) + (B) + (C)		1740	73341765	73271740	100.0000	100.0000	3250000	4.43
NOTES :	1) NAME, NUMBER OF SHARES HELD & PERCENTAGE OF ENTITIES / PERSONS HOLDING MORE THAN 1% OF THE TOTAL SHARES OF THE COMPANY IS AS PER ANNEXURE							




(1)(b) Statement showing holding of securities (including shares, warrants, convertible securities) of persons belonging to the category "PROMOTERS AND PROMOTER GROUP."											
Sr.No	Name of the Shareholder	Details of shares held		Encumbered shares (*)			Details of warrants		Details of convertible securities		Total shares (including underlying shares assuming full conversion of warrants and convertible securities) as a % of diluted share capital
		Number of shares held	As a % of grand total (A)+(B)+(C)	No.	As a percentage (VI)=(V)/(I)*100	As a % of grand total (A)+(B)+(C) of sub-clause (I)(a)	Number of warrants held	As a % total number of warrants of the same class	Number of convertible securities held	As a % total number of convertible securities of the same class	
(I)	(II)	(III)	(IV)	(V)	(VI)=(V)/(I)*100	(VII)	(VIII)	(IX)	(X)	(XI)	(XII)
1	ANIL DHANPATLAL AGARWAL	29325000	39.98	0	0.00	0.00	0.00	0.00	0.00	0.00	0.00
2	KRIDHAN INFRASTRUCTURES PRIVATE LIMITED	9881000	13.47	3250000	32.89	4.43	0.00	0.00	0.00	0.00	0.00
3	KRIDHAN PETROCHEMICALS PRIVATE LIMITED	7000000	9.54	0	0.00	0.00	0.00	0.00	0.00	0.00	0.00
4	KRIDHAN INFRASTRUCTURES PVT LTD	1500000	2.05	0	0.00	0.00	0.00	0.00	0.00	0.00	0.00
5	KRISHNADEVI DHANPATLAL AGRAWAL	50000	0.07	0	0.00	0.00	0.00	0.00	0.00	0.00	0.00
TOTAL :		47756000	65.11	3250000	6.81	4.4313	0.00	0.00	0.00	0.00	0.00




(l)(c)(i) Statement showing holding of securities (including shares, warrants, convertible securities) of persons belonging to the category "Public" and holding more than 1% of the total number of shares.

SR.NO	Name of the shareholder	Number of shares held	Shares as a percentage of total number of shares (i.e., Grand Total(A)+(B)+(C) indicated in Statement at para (l)(a) above)	Details of warrants		Details of convertible securities		Total shares (including underlying shares assuming full conversion of warrants and convertible securities) as a % of diluted share capital
				Number of warrants held	As a % total number of warrants of the same class	Number of convertible securities held	% w.r.t. total number of convertible securities of the same class	
1	MUSTRAY IMPEX AND SERVICES PRIVATE LIMITED	3003550	4.0953	0	0	0	0	0.00
2	ASHISH INDUSTRIAL & COMMERCIAL ENTERPRIS	2775000	3.7837	0	0	0	0	0.00
3	HRISHITA INVESTMENTS ADVISORY PVT LTD	1840380	2.5093	0	0	0	0	0.00
4	PAYONE ENTERPRISES PRIVATE LIMITED	1800000	2.4543	0	0	0	0	0.00
5	VINOD MOHAN NAIR	939016	1.2803	0	0	0	0	0.00
6	JAISHRI CHANDEL	869960	1.1862	0	0	0	0	0.00
7	SUNITA GUPTA	773900	1.0552	0	0	0	0	0.00
	TOTAL :	12001806	16.3643	0	0	0	0	0.00




(I)(c)(ii)	Statement showing holding of securities (including shares, warrants, convertible securities) of persons (together with PAC) belonging to the category "Public" and holding more than 5% of the total number of shares of the company		AS ON :	Details of warrants	Shares as a percentage of total number of shares (i.e., Grand Total (A)+(B)+(C) indicated in Statement at para (I)(a) above}	Number of shares	Details of convertible securities	As a % total number of warrants of the same class	Number of convertible securities of the same class	Total shares (including underlying shares assuming full conversion of warrants and convertible securities) as a % of diluted share capital	% w.r.t. total number of convertible securities of the same class
SR.NO	Name of the shareholder		30/06/2015	Number of warrants held							
TOTAL :		Nil									




Statement Showing " LOCKED - IN - SHARES "					AS ON :	30/06/2015
SR NO	NAME	Category	Shares	Per		
1	Anil Dhanpatil Agrawal	Promoter	29325000	39.98		
2	Kridhan Petrochemicals Private Limited	Promoter	7000000	9.5443		
3	Hrishiha Investments Advisory Private Limited	Non Promoter	1840380	2.51		
4	Manish K. Ajmera	Non Promoter	250000	0.3407		
		TOTAL:	38415380	52.3786		

Note The Board of Directors approved the conversion of warrants of 32,25,000 of Kridhan Petrochemicals Pvt Ltd on 07.03.2015 and 30,00,000 to Anil Agrawal on 27.03.2015. Further, the Board of Directors approved the conversion of warrants of 3775000 of Kridhan Petrochemicals Pvt Ltd and 1500000 of Hrishiha Investments Advisory Private Limited on 09.04.2015. Further, the Board of Directors approved the conversion of warrants of 250000 of Mr. Manish K. Ajmera on 29.05.2015. 11500000 securities were listed and permitted for trading from August 17, 2015 and 2500000 securities were listed and permitted for trading with effect from September 8, 2015



(II) (a) Statement Showing Details of Depository Receipts (DRs)

Unit :	KRIDHAN INFRA LTD RS2	As on Date :	30/06/2015
Sr.No.	Type of Outstanding DR (ADRs, GDRs, SDRs etc.)	No of Shares underlying outstanding DRs.	Shares underlying outstanding DRs as a Percentage of total number of shares (i.e Total (A)+ (B) + (C) Indicated in statement at para(I) (a) above)
	1 GDRs	Nil	Nil
	TOTAL :		



(11) (b) Statement showing Holding of Depository Receipts (DRs) where underlying shares are in excess of 1% of the total number of shares.

Sr.No.	Type of Outstanding DR (ADRs,GDRs,SDRs etc.)	No.of Shares underlying outstanding DRs.	Shares underlying outstanding DRs.as a Percentage of total number of shares (i.e Total (A)+(B)+(C) Indicated in Statement at Para (I) (a) above)
1	Nil	Nil	Nil
TOTAL:			

